

WB working station series

ultra heavy-duty workbenches



HK-4114 Expansion tool hanger 	HK-2108 Double L-shape hook hanger 	HK-3175 O hook 	HK-6107 Bottle holder 	HK-1110 L-shape hook 	HK-8112 Spring clip hook 	HK-5120 Drill holder 	HK-5239 Screwdriver holder
---	--	------------------------------	-------------------------------------	------------------------------------	--	------------------------------------	--

2100mm series

WB working station

Heavy-duty workbenches with double peg board style & cabinet for smart storage & hanger



Features:

1. Stainless steel or abrasion-resistant worktop of choice.
2. An average loading capacity is 1,000 ~ 2,000kgs.
3. Adjustable leveler.
4. Optional lighting, hanger and hook sets are available.

TC-2531 (15-07)

2100wx810Dx1606Hmm

Each drawer includes a 3mm antirust material.

EVA cushion and is designed for a loading capacity of 34kgs.



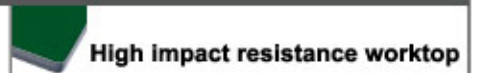
2100mm series WB working station



Abrasion-resistant worktop



Stainless steel worktop



High impact resistance worktop

Heavy-duty workbench with peg board style, hanger rack, & cabinet

2100Wx810Dx1606Hmm

WHC7M+W1211 (16-01)

WHC7S+W1211 (16-02)

WHC7U+W1211 (16-03)



Heavy-duty workbench with double peg board style

2100Wx810Dx1606Hmm

WH7M+W1212 (16-13)

WH7S+W1212 (16-14)

WH7U+W1212 (16-15)



Heavy-duty workbench with peg board style & cabinet

2100Wx810Dx1606Hmm

WHC7M+W12 (16-04)

WHC7S+W12 (16-05)

WHC7U+W12 (16-06)



Heavy-duty workbench with peg board style & hanger rack

2100Wx810Dx1606Hmm

WH7M+W1211 (16-16)

WH7S+W1211 (16-17)

WH7U+W1211 (16-18)



Heavy-duty workbench with peg board style, hanger rack, & cabinet

2100Wx810Dx1606Hmm

WHC7M+W11 (16-07)

WHC7S+W11 (16-08)

WHC7U+W11 (16-09)



Heavy-duty workbench with peg board style

2100Wx810Dx1606Hmm

WH7M+W12 (16-19)

WH7S+W12 (16-20)

WH7U+W12 (16-21)



Heavy-duty workbench with cabinet

2100Wx750Dx800Hmm

WHC7M (16-10)

WHC7S (16-11)

WHC7U (16-12)



Heavy-duty workbench

2100Wx750Dx800Hmm

WH7M (16-22)

WH7S (16-23)

WH7U (16-24)



1800/1500 mm series

Abrasion-resistant worktop

Stainless steel worktop

High impact resistance worktop

Heavy-duty workbench with pet board style & cabinet

1800w x810Dx1606Hmm
1500w

WHC6M+W12 (17-01)
WHC5M+W12 (17-02)

WHC6S+W12 (17-03)
WHC5S+W12 (17-04)

WHC6U+W12 (17-05)
WHC5U+W12 (17-06)



Heavy-duty workbench with pet board style

1800w x810Dx1606Hmm
1500w

WH6M+W12 (17-25)
WH5M+W12 (17-26)

WH6S+W12 (17-27)
WH5S+W12 (17-28)

WH6U+W12 (17-29)
WH5U+W12 (17-30)



Heavy-duty workbench with pet board style & cabinet

1800w x810Dx1606Hmm
1500w

WHC6M+W22 (17-07)
WHC5M+W22 (17-08)

WHC6S+W22 (17-09)
WHC5S+W22 (17-10)

WHC6U+W22 (17-11)
WHC5U+W22 (17-12)



Heavy-duty workbench with pet board style & cabinet

1800w x810Dx1606Hmm
1500w

WH6M+W22 (17-31)
WH5M+W22 (17-32)

WH6S+W22 (17-33)
WH5S+W22 (17-34)

WH6U+W22 (17-35)
WH5U+W22 (17-36)



Heavy-duty workbench with pet board style, hanger rack, & cabinet

1800w x810Dx1606Hmm
1500w

WHC6M+W11 (17-13)
WHC5M+W11 (17-14)

WHC6S+W11 (17-15)
WHC5S+W11 (17-16)

WHC6U+W11 (17-17)
WHC5U+W11 (17-18)



Heavy-duty workbench with pet board style, hanger rack, & cabinet

1800w x810Dx1606Hmm
1500w

WH6M+W11 (17-37)
WH5M+W11 (17-38)

WH6S+W11 (17-39)
WH5S+W11 (17-40)

WH6U+W11 (17-41)
WH5U+W11 (17-42)



Heavy-duty workbench with cabinet

1800w x750Dx800Hmm
1500w

WHC6M (17-19)
WHC5M (17-20)

WHC6S (17-21)
WHC5S (17-22)

WHC6U (17-23)
WHC5U (17-24)



Heavy-duty workbench with cabinet

1800w x750Dx800Hmm
1500w














WH6M (17-43)
WH5M (17-44)

WH6S (17-45)
WH5S (17-46)

WH6U (17-47)
WH5U (17-48)



Optional main parts for workbenches

	<p>WT-7M (18-01) WT-6M (18-02) WT-5M (18-03)</p>	<p>2100Wx750Dx52Hmm 1800Wx750Dx52Hmm 1500Wx750Dx52Hmm</p>	<p>Abrasion-resistant worktop</p> <ol style="list-style-type: none"> 1. High-pressured fiber material top with PVC strip at edge for stiff surface and ease of maintenance. 2. 0.8mm HPL surface with durable 800 turns of abrasion-resistance. 3. H shape leveler legs design for an average loading capacity from 1,000 ~ 2,000kgs.
	<p>WT-7S (18-04) WT-6S (18-05) WT-5S (18-06)</p>	<p>2100Wx750Dx52Hmm 1800Wx750Dx52Hmm 1500Wx750Dx52Hmm</p>	<p>Stainless steel worktop</p> <ol style="list-style-type: none"> 1. Stainless steel surface is resistant from acid, alkali, oil, and high-temperature.
	<p>WT-7U (18-07) WT-6U (18-08) WT-5U (18-09)</p>	<p>2100Wx750Dx52Hmm 1800Wx750Dx52Hmm 1500Wx750Dx52Hmm</p>	<p>High impact resistance worktop</p> <ol style="list-style-type: none"> 1. Stainless steel surface is resistant from acid, alkali, oil, and high-temperature.
 <p>Square-shape-perforated plate</p> <p>HP10-8 (18-10) 1000Wx20Dx400Hmm HP14-8 (18-11) 1400Wx20Dx400Hmm</p>		 <p>Multi-functional square-shape perforated plate set</p> <p>W11 (18-19) 1040Wx352Dx1104Hmm W21 (18-20) 1440Wx352Dx1104Hmm</p>	
 <p>Square-shape-perforated plate set</p> <p>W12 (18-12) 1040Wx70Dx1104Hmm W22 (18-13) 1440Wx70Dx1104Hmm</p>		 <p>Square-shape-perforated plate set</p> <p>W1212 (18-21) 2050Wx70Dx1104Hmm</p>	
 <p>Flat-hanger plate set</p> <p>HP10-72 (18-14) 1007Wx280Dx37.8Hmm HP14-72 (18-15) 1407Wx280Dx37.8Hmm</p>		 <p>Multi-functional square-shape perforated plate set</p> <p>W10 (18-22) 1040Wx352Dx1104Hmm W20 (18-23) 1440Wx352Dx1104Hmm</p>	
 <p>Rack</p> <p>HP10-5 (18-16) 1000Wx22.2Dx97Hmm HP14-5 (18-17) 1400Wx22.2Dx97Hmm</p>		 <p>lighting set</p> <p>LT-10 (18-24) 1044Wx490Dx270Hmm LT-14 (18-25) 1444Wx490Dx270Hmm</p>	
 <p>PS Power outlet</p> <p>PS (18-18) 223Wx77Dx83Hmm</p>		 <p>Double L-shape hanger</p> <p>HR-2180 (18-26) W=32.5mm D=80mm</p>	

Professional & Living workbenches



WHC51+W20 (19-01)

Professional workbench with
peg board style & cabinet

1514Wx814Dx1606Hmm



TC-2531 (19-02)

2100Wx810Dx1606Hmm

Each drawer with 3mm antirust material.

EVA mat on each drawer and with its load-bearing capacity to 34kg.



Professional workbench with
peg board style & cabinet

WHC51+22 (19-03)

WHC51+21 (19-04)


1514Wx814Dx1606Hmm



Professional workbench with cabinet

WHC51 (19-05)

1514Wx754Dx800Hmm



Professional workbench with
peg board style

WH51+22 (19-06)

WH51+21 (19-07)

1514Wx814Dx1606Hmm

























Professional workbench

WH51 (19-08)

1514Wx754Dx800Hmm

Accessories for workbenches

	<p>L-shape hook</p> <ol style="list-style-type: none"> 1. Hanging portion of the object should be larger than a diameter of 6mm. 2. Capacity : 5 kgs 		<p>U hanger hook</p> <ol style="list-style-type: none"> 1. Suitable for T-shape and electronic tools. 2. Capacity : 5 kgs
	<p>HK-1110 (20-01) D=100mm</p>		<p>HK-3160 (20-10) Ø=62mm</p>
	<p>HK-1114 (20-02) D=140mm</p>		<p>HK-1114 (20-11) Ø=75mm</p>
	<p>HK-1119 (20-03) D=190mm</p>		<p>Expansion tool hanger</p> <ol style="list-style-type: none"> 1. Suitable for a set of spanners (8pcs). 2. Capacity : 10 kgs
	<p>HK-1208 (20-04) D=80mm</p>		<p>HK-4114 (20-12) 124Wx140Dx50Hmm</p>
	<p>Double L-shape hook</p> <ol style="list-style-type: none"> 1. Hanging portion of the object should be larger than a diameter of 5mm. 2. Suitable for T-shape tools. 3. Capacity : 10 kgs 		<p>Screwdriver holder</p> <ol style="list-style-type: none"> 1. Suitable for 12pcs of screwdrivers. 2. Capacity : 10 kgs
	<p>HK-2105 (20-05) W=100mm D=25mm</p>		<p>HK-5239 (20-13) W=396mm</p>
	<p>HK-2108 (20-06) W=35mm D=80mm</p>		<p>Drill holder</p> <ol style="list-style-type: none"> 1. Suitable for objects with diameters from 3.5-17mm 2. Capacity : 10 kgs
	<p>HK-2115 (20-07) W=35mm D=150mm</p>		<p>HK-5120 (20-14) W=200mm</p>
	<p>Spring clip hook</p> <ol style="list-style-type: none"> 1. Suitable for object with diameter from 10-15mm. 2. Capacity : 5 kgs 		<p>Bottle holder</p> <ol style="list-style-type: none"> 1. Suitable for cylinder-shape object with maximum diameter of 70mm and minimum height of 70mm. 2. Capacity : 5 kgs
	<p>HK-8110 (20-08) D=28mm Ø=9mm</p> <p>HK-8112 (20-09) D=38mm Ø=13mm</p>		<p>HK-6107 (20-15) H=70mm Ø=70mm</p>